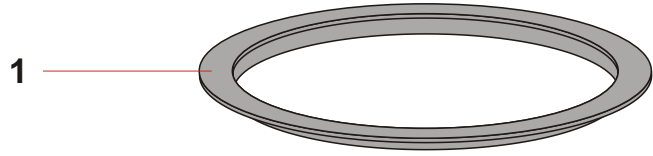
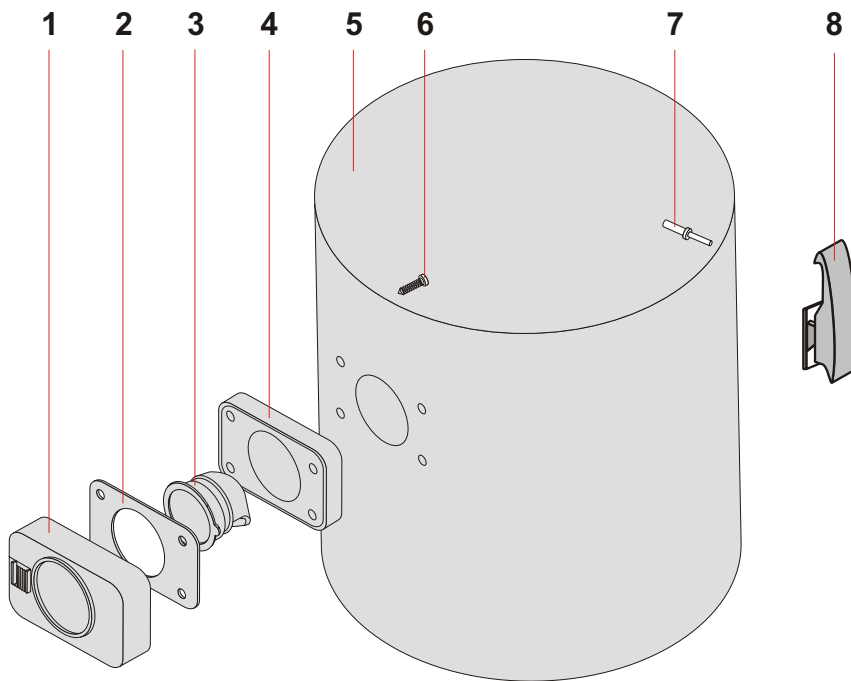



TOPPER HEAD 215 HPT SP13 DRY REF. 21042PTCSDAUS			
POS	REF.	DESCRIPTION	N°
1	20725VEI	TOPPER HANDLE 500 IPC-GREEN	1
2	1006	SCREW PFU TMT PHL 5X20 BLACK	1
3	3273	SCREW PAT TMT PHL 5X55 BLACK	2
4	20726 SHDG6	TOPPER COVER 500 FOR SH TC DRYG6	1
5	7724/B	ANTISPLASH COMMUT. SWITCH	1
6	484	ANTISPLASH RED LIGHT SWITCHER	1
7	1004	SCREW PAT TCB 4,5X20 ZN BLACK	1
8	1006	SCREW PFU TMT PHL 5X20 BLACK	2
9	489 AUS	ELECTRIC CORD 3X1,5 (AUS)	1
10	138	FAIRLEAD	1
11	139	CABLE CLAMP	1
12	1006	SCREW PFU TMT PHL 5X20 BLACK	1
13	3442/2	CLAMP 300/500 4/C TRIP. SR	1
14	3937	FILTER MTP/65 H=15 D.95	1
15	1050	SCREW PAT TMT PHL 5X35 BLACK	6
16	2738-1VEI	COVERING 99 W/OUT HOLES - IPC-GREEN	1
17	3969	WASHER H8 D85X65	1
17.1	310	PLASTIC RING FOR MOTOR H=15	1
18	1050	SCREW PAT TMT PHL 5X35 BLACK	6
19	1006	SCREW PFU TMT PHL 5X20 BLACK	4
20	2591 SHG6	MOTOR FASTENER 99 FOR SH.SP13 G6	1
21	3901	"L" GASKET W/O HOLES H=5,5	1
22	20113	MOT.BS282 1200W 240-250 50/60 MONO	1
23	7711	L-GASKET WO H H=16	1
24	3866	WASHER MTP 65MM 18D230X145	1
25	3190 GPSHVEI	BASE500 MONO FOR SH.SP13+GASK+PLATE	1
26	21621	SCREW TC M 5X45 UNI 7687	1
27	3706 AU	PLASTIC SLEEVE D.8 AU	2
28	20766	ELECTR. CARD SHAKE WET&DRY NEW	1
29	7905	SCREW TC M5X22 ZB	2
30	1854	NUT 4 MA UNI 5588	4
31	6377	SCREW TSP CROSS M 4X12	4
32	6495	AUSTRALIAN ADD. SOCKET BLACK	1
33	3706	PLASTIC SLEEVE D.8	1
34	2958 FF	CLAMP W/FASTON	1
35	1979	SCREW PFU TMT PHL 5X25 ZN BLACK	1
36	21600	FILTER SHAKER SPACER D.18X12	1
37	21601	FILTER SHAKER SPACER D.25X14	1
38	21602	THREADED STAFF M8 L=38 ZINC-COATED	1
39	21603	FILTER SHAKER PISTON SP13	1
40	21606	FILTER SHAKER ELECTROMAGNET	1
41	21569	FILTER SHAKER SPRING 25X60	2
42	BVA0053	SOCKET SCREW M6X70 ZN UNI5931	1
43	6363	DUMPING BASE BELT DRIVER M8 H=20	1
44	20102	HOSE CLAMP D.5	1
45	1006	SCREW PFU TMT PHL 5X20 BLACK	4
46	21604	FILTER SHAKER BODY	1
*	21471 COMP	SHAKE CARD W/CABLES AND SCREW	1
*	7632 TP 1200	40CM WIRING TP-MOTOR 1 200	1



FILTER RING			
POS	REF.	DESCRIPTION	N°
1	507/SH COND	FILTER RING 500SH SERIE COND	1

CARTRIDGE			
POS	REF.	DESCRIPTION	N°
1	21313	POLYCARTRIDGE 310X175X245	1



PL.TANK 500/37 CONDUCTIVE COMP			REF. 20294 COND
POS	REF.	DESCRIPTION	N°
1	2652 ANE/COND	BLACK INLET W/BUTTON GREEN-IPC	1
2	2846	GASKET D.38	1
3	2593	DEFLECTOR 99	1
4	2586NE	GASKET R 205 BLACK	1
5	6132/E COND	PL.TANK 500/37 H1847 CONDUCTIVE	1
6	1026	SCREW PAT TMT PHL 5X30 BLACK	4
7	1302	RIVET 4.8X17	4
8	1847/SNE	COMPLETE PLASTIC HOOK BLACK	2

BLACK MARKET TROLLEY 500			REF. 20884NE PL
POS	REF.	DESCRIPTION	N°
1	20744NE	TROLLEY BODY 500 VEGAS BLACK	1
2	558	TROLLEY BOXWHEEL	2
3	1005	SCREW PAT TMT PHL 5X14 ZN BLACK	4
4	6043	WHEEL BODY YES	2
5	6044NE	WHEEL COVERING YES BLACK	2

