

Manual # 389

Machine Type # 12135

Machine Type desc: Spill Kit

Category: Miscellaneous


SPILL CLEAN-UP PROCEDURES

STEP 1.

Plug or stop leak at source, when able to do so.

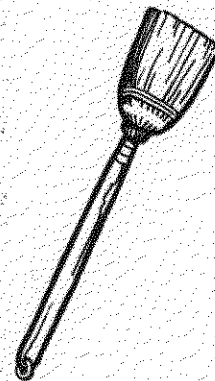
STEP 2.

Bund spill with booms or pillows, prevent spill from spreading and running into storm water drains.



STEP 3.

Spread Floorsweep over spill, allow several minutes to soak and use broom to sweep back and forth until the spill is absorbed.




STEP 4.

Use wipes to clean up remainder of spill, machinery and hands.

STEP 5.

Pick up saturated material and dispose according to local / state government waste management guidelines.



STEP 6.

Fill in spill report and discuss at next safety meeting.

DO NOT USE ON STRONG OXIDISING AGENTS, OR ON STRONG ACIDS AND CAUSTIC SOLUTIONS.

SPILL KITS ARE AVAILABLE FOR THESE CHEMICALS.